



MPTEFX


PARTNER is the ultimate solution for discreet personal power to compliment any office environment.

Using the Elsafe QIKFIT range, PARTNER can be fitted with power, TUF (Twin USB Fast Charging), data and AV options, allowing the PARTNER to be customised to suit the needs of the user.


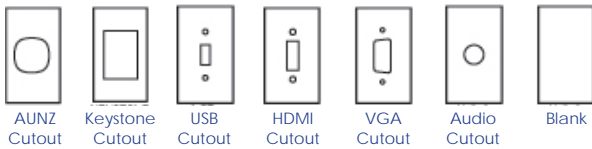
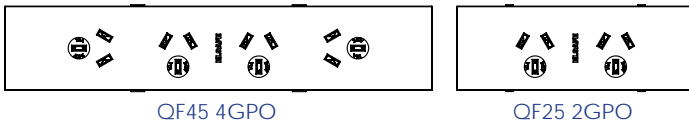
PARTNER is one of the smallest indesk solutions available in the Elsafe range and is equipped with an easy open lid in a contemporary look.

35UURIEENVKRNQJ
BQMRQPVQBRUH

DODHQZKWRUODFN



Common Components



QF5 Tiles to provide Data and AV solutions

Features

Configuration:

Power only / Data only / Combined (Power, TUF, Data & AV)

Insulation:

Reinforced insulation.

Testing:

100% testing - continuity, polarity, insulation & earth.

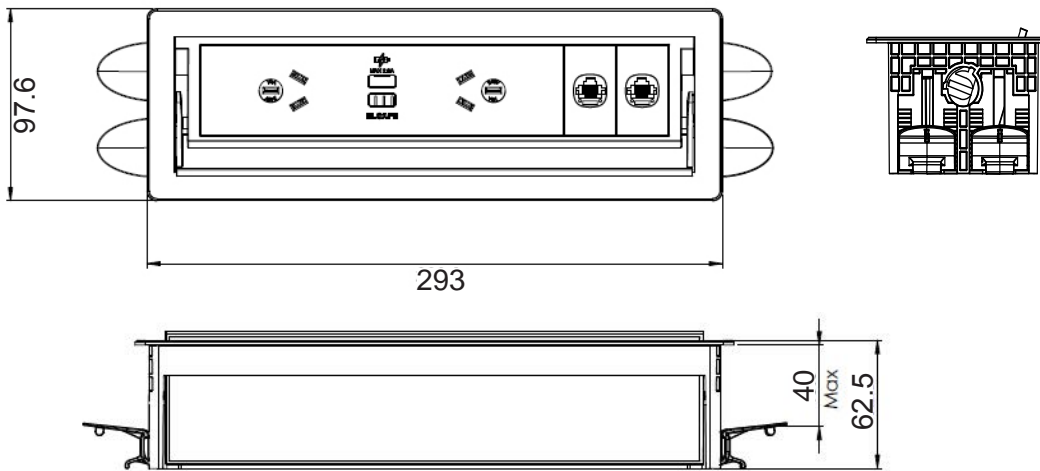
Soft Wiring

Power hardwired to Wieland GST connector allows starter cables to be changed to suit requirements, especially useful during moves and changes (CHURN)

Soft Wiring (Data/AV)

As well as soft wired power, PARTNER can be supplied with pre-fabricated (100% end-of-line tested) fly leads for data (CAT5e, CAT6, CAT6A) and AV connections thereby providing a complete 'plug and play' soft wiring solution. If necessary, branded data can be accommodated to retain full channel warranties, please call for advice (see our Soft Wiring Data Brochure).

PARTNER Dimensions



Cutout instructions

