

**ABL**

# **ELECTRIC VEHICLE CHARGING STATIONS**



Electrical

# eMH1 - Wallbox

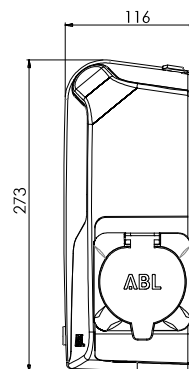
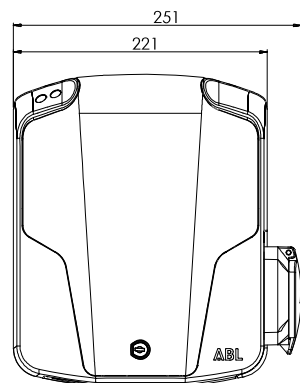
## PERFECT FOR RESIDENTIAL AND SMALL BUSINESSES

- Compact and easy to use
- Load management options
- Lead and socket configuration options
- Adjustable output to suit the installation (up to 7.2kW Single Phase)
- Integrated AC/DC fault protection
- Indoor and outdoor applications
- Pole options available



eMH1

Item	1 Phase/ 3 Phase	Rating	Outlet Type Socket/ Cable	Plug Type	Internal RCCB-Type A & DC-RCM
1W7241/EVSE531	1ph	32A-7.2kW	Cable	Type 1	Yes
1W72221/EVSE572	1ph	32A-7.2kW	Socket	Type 2	Yes
1W7201/EVSE583	1ph	32A-7.2kW	Cable	Type 2	Yes



# eMH3 - Wallbox

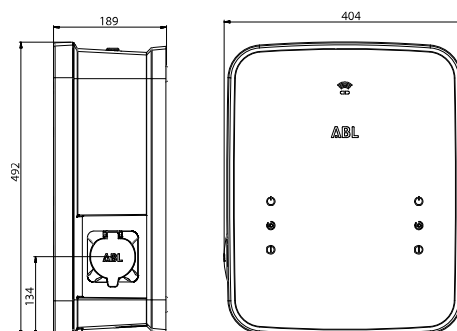
## PERFECT FOR SMALL AND LARGE BUSINESSES

- Clean and elegant design
- Twin outlet socket options
- Load management options
- Adjustable output to suit the installation
- Integrated AC/DC fault protection
- Indoor and outdoor applications
- Pole options available
- With RFID access control - Standard
- OCPP 1.6 options
- 3G/4G options



eMH3

Item	1 Phase/ 3 Phase	Rating	Socket Outputs	RFID	Internal RCCB- Type A and DC-RCM	MID Energy Meter	Backend Capable
3W2214	3ph	32A 1x 22 or 2x 11kW	Twin	Yes	Yes		
3W4401	3ph	2*32A or 2x22kW	Twin	Yes	Yes		
3W2215	3ph	32A 1x 22kW or 2x 11kW	Twin	Yes	Yes	Yes	Yes - Master
3W2220	3ph	32A 1x 22kW or 2x 11kW	Twin	Yes	Yes	Yes	With 3W2215



# Accessories

## CABLES

- Quality cable assemblies to suit Type 1 or Type 2 vehicles
- IAW IEC62196-2



## POLES

- Powder-coated metal poles
- Supplied with DIN rails
- Internal fitout possible to suit installation requirements
- LED light



### Cables

Item	Description	Lead Type	Plug Type	Length	1 Phase/ 3 Phase	Max. Current
LAK32A3	EVC Cable 4m - T2 3ph 32A	Straight	Type 2 to Type 2	4m	3 Phase	32A
LAKK2K1	EVC Cable 4m - T2 to T1 1ph 32A	Straight	Type 2 to Type 1	4m	1 Phase	32A

### Poles

Item	Description	Dimensions	Weight
STEMH10	EVC Stand with LED eMH1	1650mm (h) x 285mm (w) x 150mm (d)	20kg
STEMH30	EVC Stand with LED eMH3	1650mm (h) x 400mm (w) x 150mm (d)	21kg

## CABLE BRACKETS - eMH1

- Optional brackets for cable mounting
- Available with or without access control



## SBC - HomeClu

- For dynamic load management
- Avoids peak loading
- Suits eMH1 series
- From 1 to 6 chargers
- DIN mountable



Item	Description
WHEM10	Bracket eMH1
RFIDM00	Bracket eMH1 with RFID
1W0001	Bracket eMH1 with Keyswitch

Item	Description
SBCH1	SBC Controller Load control for Series eMH1

